



# UIPATH-ADPV1<sup>Q&As</sup>

UiPath Automation Developer Professional v1.0

## Pass UiPath UIPATH-ADPV1 Exam with 100% Guarantee

Free Download Real Questions & Answers **PDF** and **VCE** file from:

<https://www.geekcert.com/uipath-adpv1.html>

100% Passing Guarantee  
100% Money Back Assurance

Following Questions and Answers are all new published by UiPath  
Official Exam Center

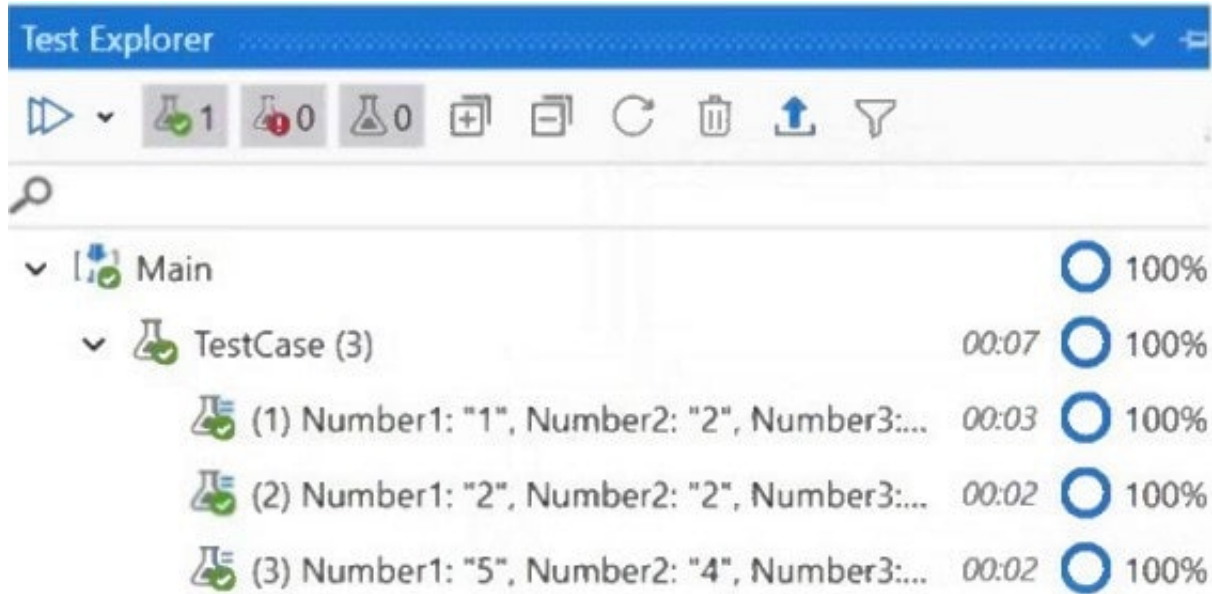
-  **Instant Download** After Purchase
-  **100% Money Back** Guarantee
-  **365 Days** Free Update
-  **800,000+** Satisfied Customers





### QUESTION 1

What do the percentages from the Test Explorer panel represent?

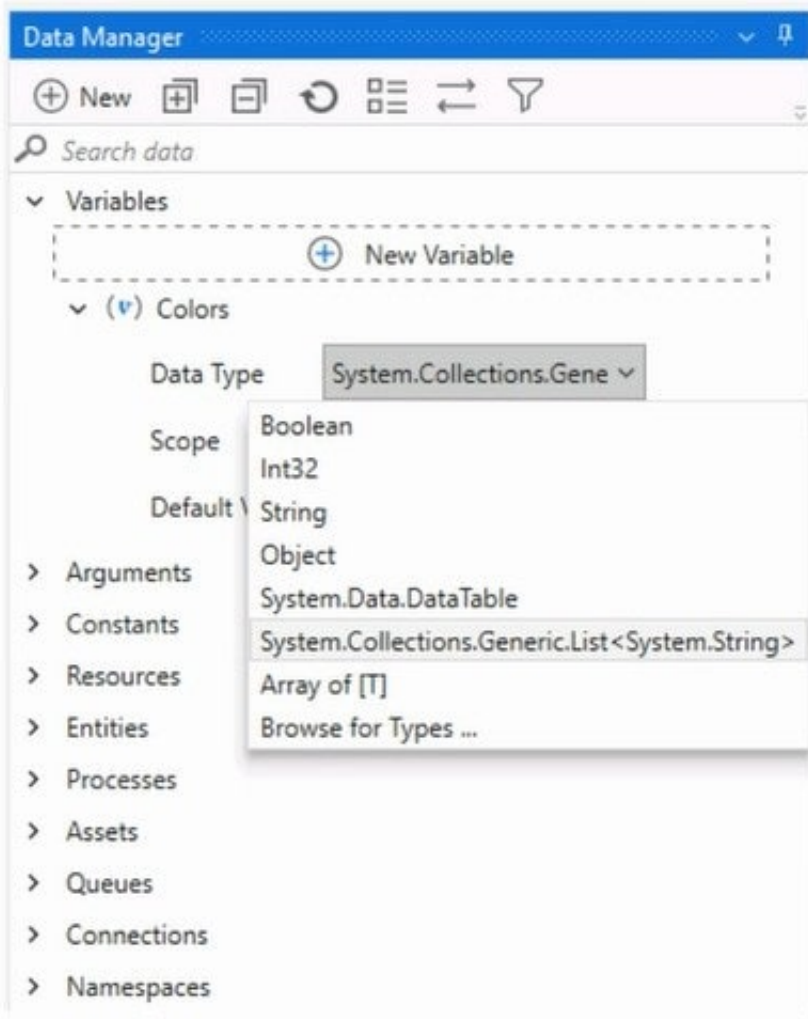


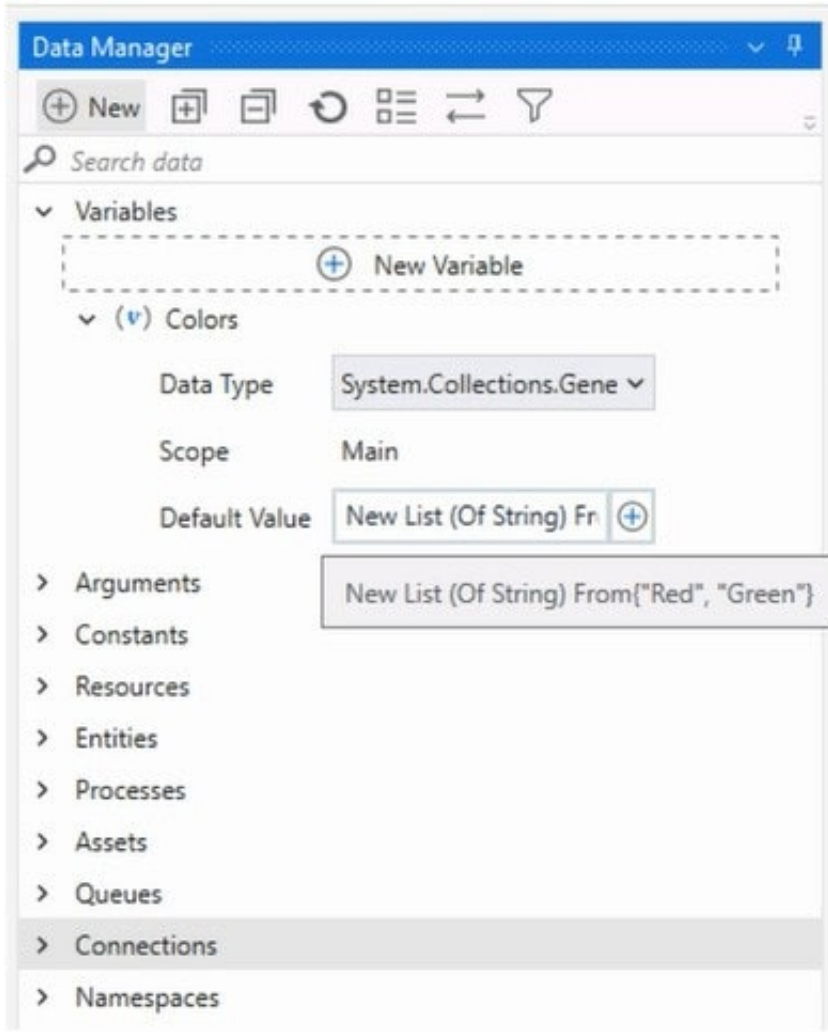
- A. Percent of test data run.
- B. Correctness of the code percent.
- C. Coverage percent.
- D. Passing percent.

Correct Answer: C

### QUESTION 2

A developer wants to add items to a list of strings using the Invoke Method activity. The list is declared as follows:



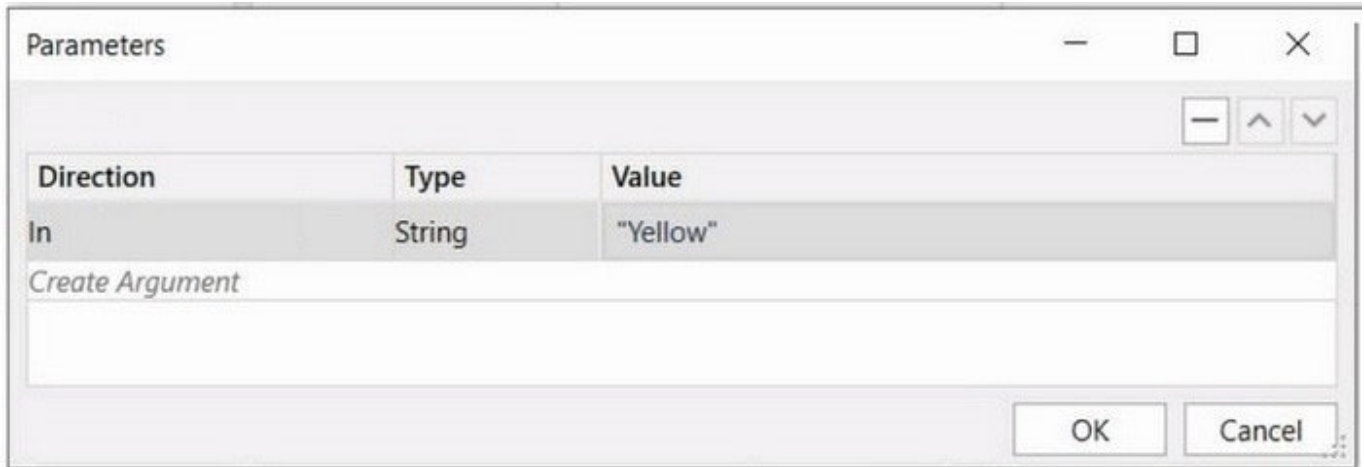


The Invoke Method activity has the following properties:

| System.Activities.Statements.InvokeMethod |                           |
|---|---------------------------|
| <b>Common</b>                             |                           |
| DisplayName                               | Invoke Method             |
| <b>Misc</b>                               |                           |
| GenericTypeArguments                      | (Collection) ...          |
| MethodName                                | Add                       |
| Parameters                                | (Collection) ...          |
| Private                                   | <input type="checkbox"/>  |
| Result                                    | Enter a VB expression ... |
| RunAsynchronously                         | <input type="checkbox"/>  |
| TargetObject                              | Colors ...                |
| TargetType                                | (null) ▼                  |



The Parameters property is as follows:



Based on the information shown in the exhibits what is the outcome of the Invoke Method activity?

- A. Invoke Method activity will throw an error.
- B. Colors will contain items in the following order: "Red", "Green", "Yellow".
- C. Colors will contain items in the following order: "Yellow:", "Red", "Green".
- D. Colors will contain items in the following order: "Red", "Green"

Correct Answer: B

### QUESTION 3

How to make sure that all UI Automation activities used within project workflows reference elements from the Object Repository?

- A. By setting the Object Repository Enforced option to Yes in the General tab within the Project Settings window.
- B. By setting the Object Repository Enforced option to Yes in the Design tab within the UiPath Studio Settings window.
- C. By setting the Object Repository Enforced option to Yes in the UI Automation Modern tab within the Project Settings window.
- D. By setting the Object Repository Enforced option to Yes in the System tab within the Project Settings window.

Correct Answer: B

### QUESTION 4

At indication time, the Strict Selector has the following functionalities available:

- A. Open in UiExplorer, Copy to clipboard, Show all matches.
- B. Accuracy, Open in UiExplorer, Copy to clipboard, Show all matches.



C. Ignore text, Copy to clipboard, Show all matches.

D. Refresh, Open in UiExplorer, Copy to clipboard.

Correct Answer: A

---

### QUESTION 5

A developer needs to design a process using the REFramework, but without Orchestrator Queues. Which is the correct order of actions the developer needs to do in the Get Transaction Data state in this case?

A. 1. Remove the Get Transaction Item activity from GetTransactionData workflow.

2.

Add a Read Range activity in GetTransactionData workflow to read the data from a local Excel file.

3.

Add the logic required to read the data source only one time.

4.

Add the logic required to retrieve only one row from read data each time.

5.

Add the logic required to check if all rows/transaction items from the read data have been processed.

B. 1. Remove the Get Transaction Item activity from GetTransactionData workflow.

2.

Add a Read Range activity in GetTransactionData workflow to read the data from a local Excel file.

3.

Add the logic required to read the data source only one time.

4.

Add the logic required to retrieve only one row from read data each time.

C. 1. Remove the Get Transaction Item activity from GetTransactionData workflow.

2.

Add a Read Row activity in GetTransactionData workflow to read the data from a local Excel file.

3.

Add the logic required to read the data source only one time.

4.



Add the logic required to retrieve only one row from read data each time.

5.

Add the logic required to check if all rows/transaction items from the read data have been processed.

D. 1. Remove the Get Transaction Item activity from GetTransactionData workflow.

2.

Add a Read Row activity in GetTransactionData workflow to read the data from a local Excel file.

3.

Add the logic required to read the data source only one time.

4.

Add the logic required to check if all rows/transaction items from the read data have been processed.

Correct Answer: A

[UIPATH-ADPV1 PDF Dumps](#)

[UIPATH-ADPV1 Practice Test](#)

[UIPATH-ADPV1 Exam Questions](#)